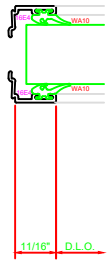
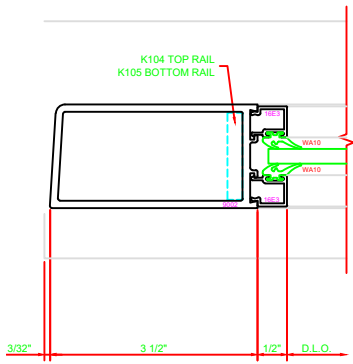
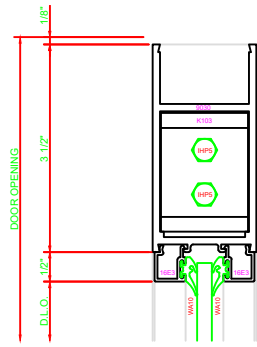
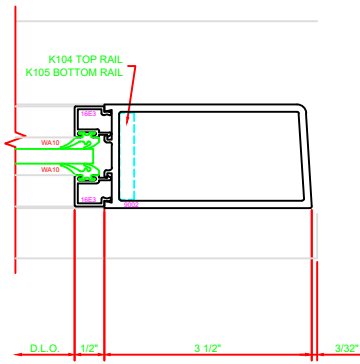


**300 STILE**  
S/A D300 FOR OFFSET PIVOT/BUTT HINGE

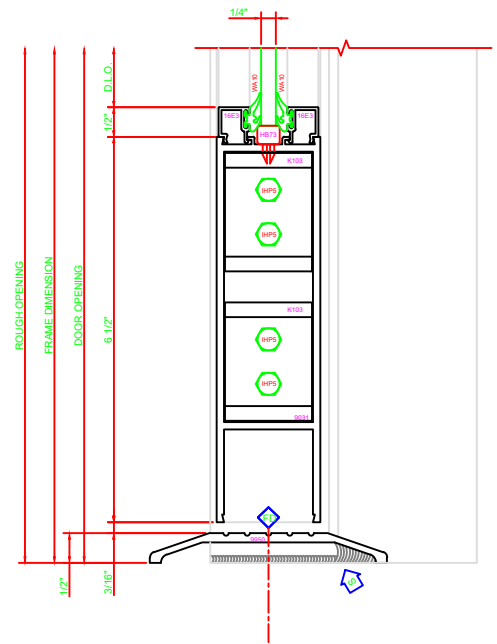
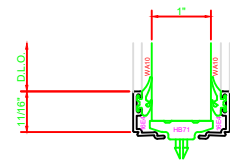
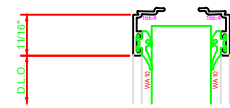


**305 STILE**  
S/A D300 FOR OFFSET PIVOT/BUTT HINGE



**100 TOP RAIL**  
S/A D300

**ERASE NOTE:**  
TOP RAIL FOR SURFACE CLOSERS OR DORMA TYPE C.O.C., NOT LCN C.O.C.



**200 BOTTOM RAIL**  
S/A D300